

# NON-FINANCIAL INDICATORS

## ERDIL - 2019

### COLLABORATORS

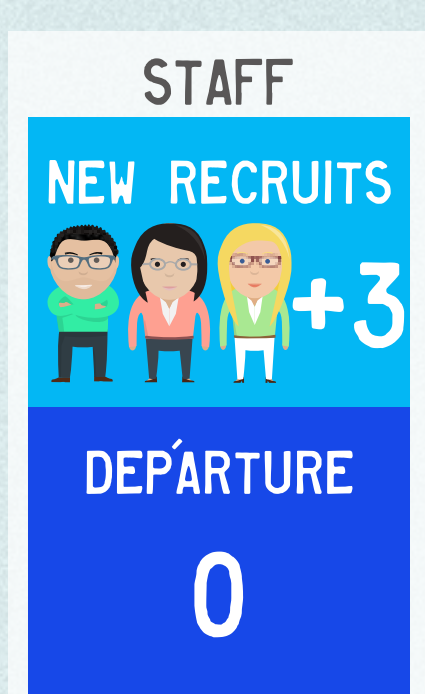


22 COLLABORATORS  
PERMANENT CONTRACT: 100%


AVERAGE AGE (YEARS)




AVERAGE SENIORITY (YEARS)



WORKPLACE ACCIDENT



ABSENTEEISM RATE



AVERAGE RATE: 7%

AVERAGE RATE (NOT INCLUDING MATERNITY-PATERNITY LEAVE): 5%

COLLABORATORS WITH AN EXECUTIVE POSITION

91%

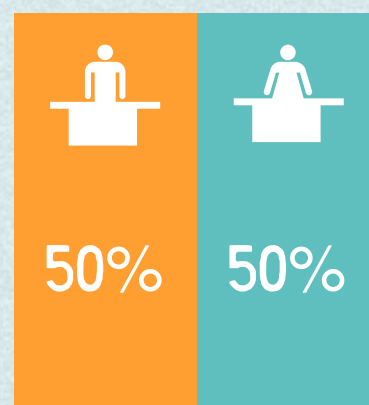
DISTRIBUTION

EXECUTIVES

SENIOR EXECUTIVES




55% WOMEN AMONG EXECUTIVES




### COMMUTING & BUSINESS TRIPS

HOW DO COLLABORATORS COMMUTE TO WORK?



AVERAGE DAILY COMMUTE (BY TRANSPORTATION MEANS)

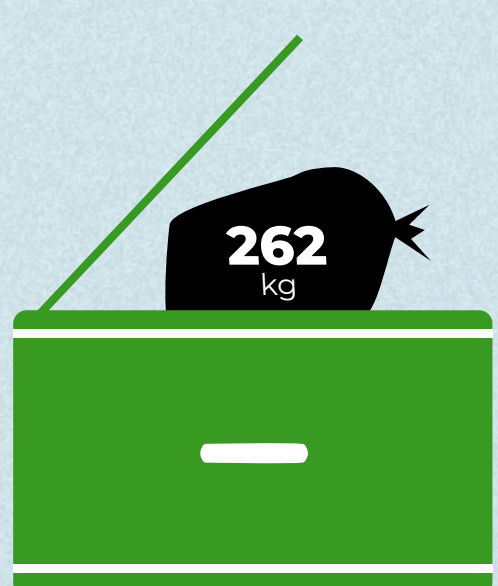


2019 BUSINESS TRIPS



### POWER CONSUMPTION

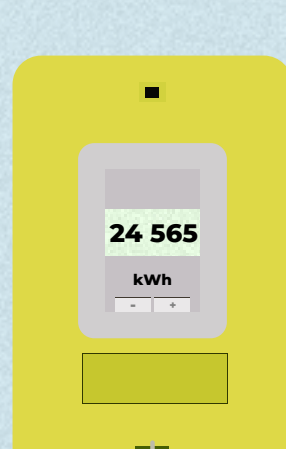
RESIDUAL WASTE PRODUCTION



...AVERAGE FOR EACH COLLABORATOR:



ELECTRICITY CONSUMPTION



Ce document est la propriété de la société ERDIL SAS. Ce document et son contenu, y compris des extraits, ne peuvent être ni communiqués ou envoyés à des tiers, ni dupliqués ou reproduits (et ce quelle que soit la forme, numérique ou non), sans l'accord écrit explicite d'ERDIL.